

An interesting day on Scott Calvert's CPR Boundary Sub

One of my all time favourite movies is "Witness" released in 1985 Starring Harrison Ford Kelly McGillis and Lukas Hass Surprisingly this is not because the opening scenes are set on an in service AMTRAK Passenger Train –
Train –

Rather one of my favourite parts of the movie is the Amish Barn Raising where the community enjoys a day of collective labour to help out one of the resident farmers.



When I arrived – the west side of the train room had been cleared in preparation for the day's construction activities
Here is the view looking into the room!!



Friday Dec 4, 2015

An Enjoyable day on Scott Calvert's
Boundary Layout

Chuck Laws was already busy, bringing in lumber for the planned new raised floor. Chuck spent a really busy day working with the saws cutting lumber outside on this Cool damp December Friday !!



When we started - there was almost empty space with a pile of pre cut lumber

This view looks towards Castlegar)

The West Staging yard has been emptied and covered over as a useful place to leave tools and supplies.




The Department of imagination and Planning !!



An Enjoyable day on Scott Calvert's
Boundary Layout


This is a view back to the train room entrance, with the swinging Door bridge folded out of the way to the left of the entrance

The Green tape on the floor denotes the edge of the planned layout.



Here Ken and Scott are carefully measuring one of the joist edge boards to ensure a good fit.

Ken provided care and careful craftsmanship to provide a great fit. The wood was Carefully sawn by Scott.




An Enjoyable day on Scott Calvert's Boundary Layout

Ken used 3”
wood screws to
ensure these
pieces stayed
together



Some complicated piecing was required in order to frame around a foundation pillar




An Enjoyable day on Scott Calvert's
Boundary Layout

Just before lunch the joist framing was assembled and being held square by the angled cross pieces.

Picture on the right:

Ken pauses to survey his handiwork !!
The first stud of the supporting wall has been tacked in place

Picture below shows details of the joists:
The temporary Great Northern Staging yard is visible in the distance



By 3:00 PM the centre supporting wall was standing proud !!
Multiple layers of track will be hung from this wall.



An Enjoyable day on Scott Calvert's
Boundary Layout

View from the other direction

Where Ken is considering the intricate cutting which will be needed to install the second part of the raised floor.



Here Ken clamps on the supports for the spline roadbed and plywood for the various layout levels

Each of these is 12" wide

Midway Yard will be on the top → visible only from this side.

White back Bulldog Tunnel Siding →

plain wood -- Coykendahl siding ->

Bottom back GN Mainline Salmo
Bottom near side Great Northern
Staging (plywood)



Here is the view of the levels from the layout entrance side.



Special thanks to Scott and Margot for arranging a most interesting and satisfying day !!

With a delicious lunch – Thanks Margot!!

Thanks to Ken, Chuck, Margot, and Scott for wonderful and fun fellowship through the day !!



Photo by Margot Calvert

Sent with sincere thanks and all good wishes
John Green 05 December 2015.

December 5 2015

An Enjoyable day on Scott Calvert's
Boundary Layout